

## FEATURES

- EMC mesh under lens
- Ø5.0mm mounting
- Bright nickel plated brass housing
- Sealed to IP67 - weatherproof
- Colour diffused lens
- Internal potting
- Range of LED colour options

## BENEFITS

- Protects against EMI/RFI
- Standard industrial mounting size
- Suitable for harsh environments
- Suitable for external applications
- Wide viewing angle
- Suitable for high vibration applications
- Suitable for status panel indication
- Outstanding reliability
- Vandal resistant

Marl Part Number	LED Colour	Typical Voltage DC Vf	Typical Current If	Typical LED Luminous Intensity	Typical LED Wavelength λp	Operating Temp Topr *	Storage Temp Tstg
603-301-04-58	Red	1.85	20	900	660	-40 to +85	-40 to +85
603-325-04-58	Yellow	2.0	20	2800	590	-40 to +85	-40 to +85
603-324-04-58	Green	3.2	20	36100	525	-30 to +85	-40 to +100
603-934-04-58	Blue	3.2	20	6550	465	-30 to +85	-40 to +100
603-998-04-58	Cool White	3.2	20	12900	See Below	-30 to +85	-40 to +100
603-303-04-58	Red (Standard Intensity)	2.0	20	131	627	-40 to +85	-40 to +85
603-309-04-58	Yellow (Standard Intensity)	2.1	20	43	590	-40 to +85	-40 to +85
603-312-04-58	Green (Standard Intensity)	2.2	20	131	565	-40 to +85	-40 to +85
		Vdc	mA	mcd	nm	°C	°C

Typical Emission Colours Cool White LED				
X	0.296	0.283	0.330	0.330
Y	0.276	0.305	0.360	0.318

## NOTES

Intensities (Iv) and colour shades of white (X-Y co-ordinates) may vary between LEDs within a batch. Additional LED Colours, Voltage Options and Flying Lead lengths available for semi-custom projects. Please contact our Sales Team. All LED components are supplied in anti-static packaging.

\* Characteristics at Ta = 25°C. For operating temperature derating graphs, please refer to sheet 2.

To order please contact us on +44 (0) 1229 582 430

F +44 (0) 1229 585 155 | E sales@marl.co.uk | www.leds.co.uk

marlleds | marlinternationallimited | company/marl-international-limited



Q 05480



# 603 SERIES EMC PANEL INDICATOR LED

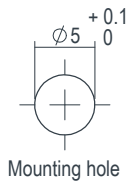
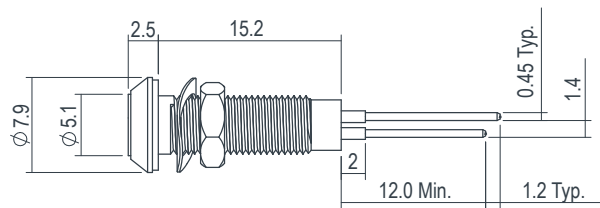
## TECHNICAL CHARACTERISTICS

Series	Max. Power Dissipation	Max. Reverse Voltage	Panel Cutout	Nut Mounting Torque	Min. Mounting Centres	Min. - Max. Panel Thickness
603	425	5	5.0	0.35	10.0	1.5 - 8.0
	mW	Vdc	mm	Nm	mm	mm

## TECHNICAL DRAWING

Weight (g): 1.75

Dimensions in mm (typical). Not to scale. Mounting hole to be clean and burr free. Anode termination denoted by red indicator.

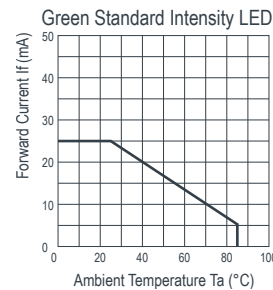
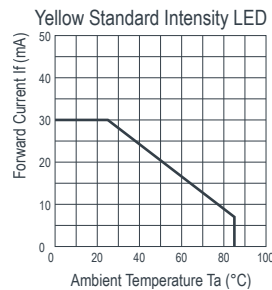
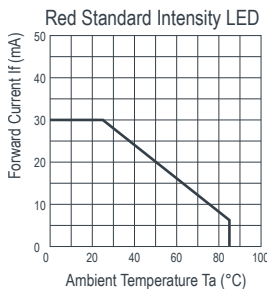
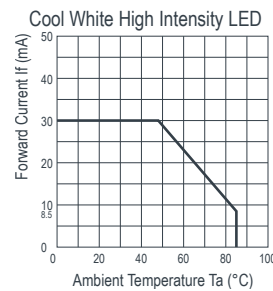
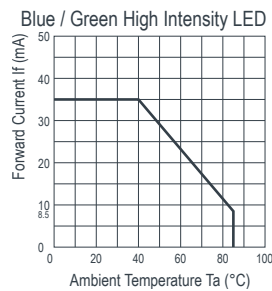
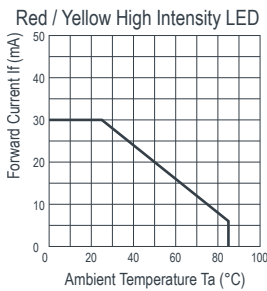


## PUSH ON CONNECTOR



909-000-00 is gold plated, 910-000-00 is tin plated - for use with 603 series lamps.  
Dimensions in mm (typical). Not to scale.

## DE-RATING GRAPHS



## MATERIALS

<b>Body</b>	Bright Nickel Plated Brass	<b>Encapsulation</b>	Black Polyurethane
<b>Nut</b>	Bright Nickel Plated Brass	<b>Lock Washer</b>	Beryllium Copper
<b>Panel Seal</b>	Viton	<b>EMC Mesh</b>	Stainless Steel
<b>Fresnel Lens</b>	Polycarbonate	<b>Termination</b>	LED Leads

## DESIGN CONSIDERATIONS

### Electro-Static Discharge (ESD)

Build up of electro-static discharge occurs in many situations involving people moving and handling products. The range of possible situations is very diverse but voltage levels as high as several thousand volts can and do arise in many individual situations. When an operator charged up to these levels handles a static sensitive device, there is a very probable likelihood that the device will be irreversibly damaged. It is essential that precautions are taken at all stages during manufacture and assembly of these products. Although LEDs were never considered to be static sensitive

devices, changes in manufacturing technology and materials used to produce higher intensity products over a large range of the wavelength spectrum have changed this. Marl has an approved system of ESD control from goods in, through production and into final packing and despatch. Marl recommend all users of LED based products follow the guidelines of BS 100015.

### Voltage, Current and Temperature

The forward voltage / current value of an LED is dependent upon the ambient temperature of the environment in which

it is operated. Therefore, care must be taken to operate the LED at the correct voltage / current values, depending upon the ambient temperature.

Marl should be contacted if the device is to be operated outside the temperature range specified. Marl accept no liability for any product that is operated outside the stated voltage or temperature range.

To order please contact us on +44 (0) 1229 582 430

F +44 (0) 1229 585 155 | E sales@marl.co.uk | www.leds.co.uk

marlleds marlinternationallimited in company/marl-international-limited



Q 05480